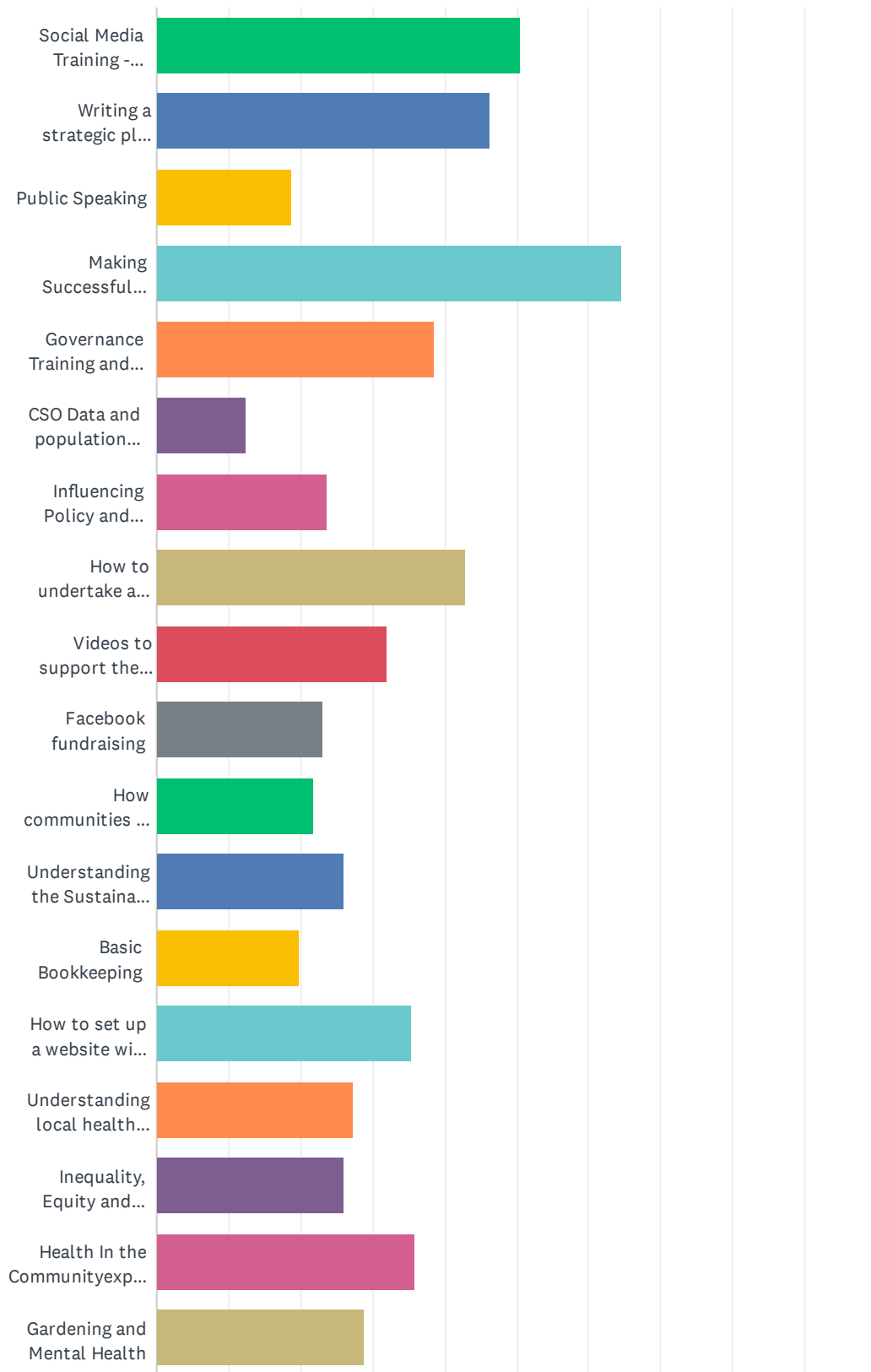
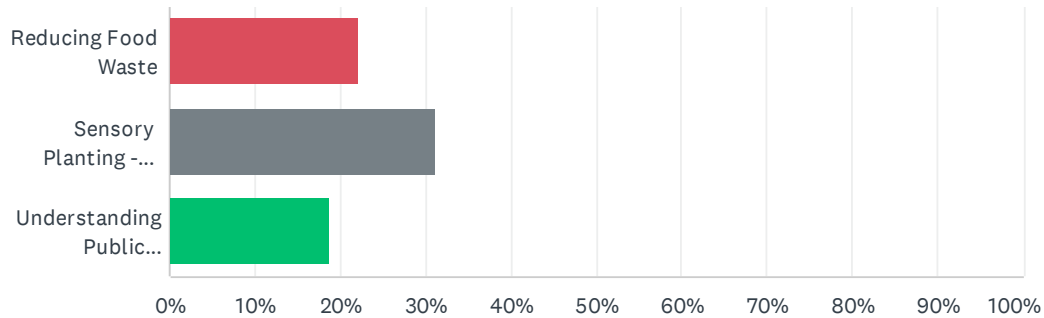


Q2 Please select the following training options that would be of interest to your group members

Answered: 212 Skipped: 6



North West Region PPN Community Training Needs Analysis - Autumn / Winter 2022 - 2023



ANSWER CHOICES	RESPONSES	
Social Media Training - Using Facebook, Twitter & Instagram to network and promote your group	50.47%	107
Writing a strategic plan for your group	46.23%	98
Public Speaking	18.87%	40
Making Successful Funding Applications	64.62%	137
Governance Training and understanding the new Charities Regulator Code	38.68%	82
CSO Data and population analysis	12.26%	26
Influencing Policy and Decision Making	23.58%	50
How to undertake a Community Needs Analysis	42.92%	91
Videos to support the growth your community group and to appeal to funders	32.08%	68
Facebook fundraising	23.11%	49
How communities can better understand and tackle climate change	21.70%	46
Understanding the Sustainable Development Goals	25.94%	55
Basic Bookkeeping	19.81%	42
How to set up a website with no budget	35.38%	75
Understanding local health and wellbeing data and how it can help your group develop a programme of action	27.36%	58
Inequality, Equity and Social Inclusion Looking at topics such as poverty, income, support, education, racism.... and how these can strengthen or undermine the health of individuals and communities.	25.94%	55
Health In the Community exploring health issues that are relevant to you and your community.	35.85%	76
Gardening and Mental Health	28.77%	61
Reducing Food Waste	22.17%	47
Sensory Planting - inclusion, disability and older adults	31.13%	66
Understanding Public Procurement	18.87%	40
Total Respondents: 212		

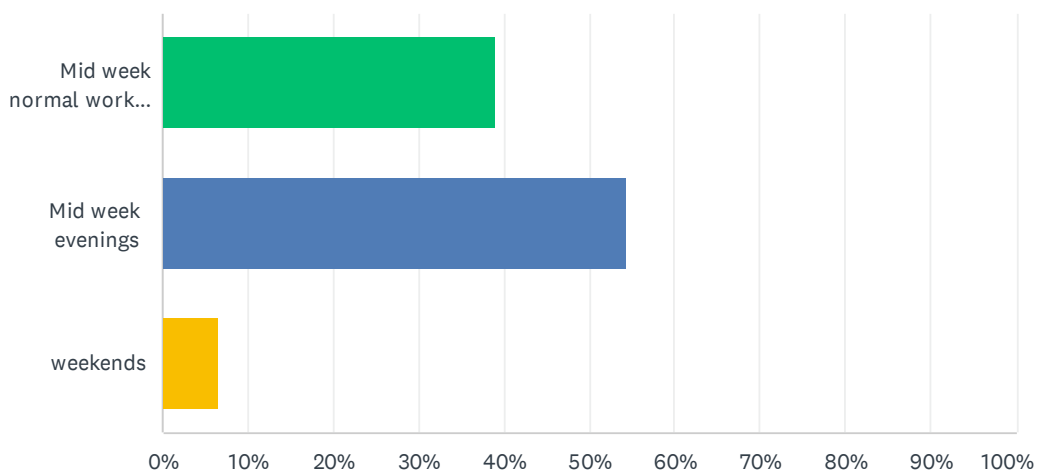
Q3 If none of the above address the needs of your group, or if you have some other good ideas for activities, then please let us know.

Answered: 65 Skipped: 153

ANSWER CHOICES	RESPONSES	
1.	98.46%	64
2.	46.15%	30
3.	24.62%	16

Q4 What times suit your group best for workshops and events?

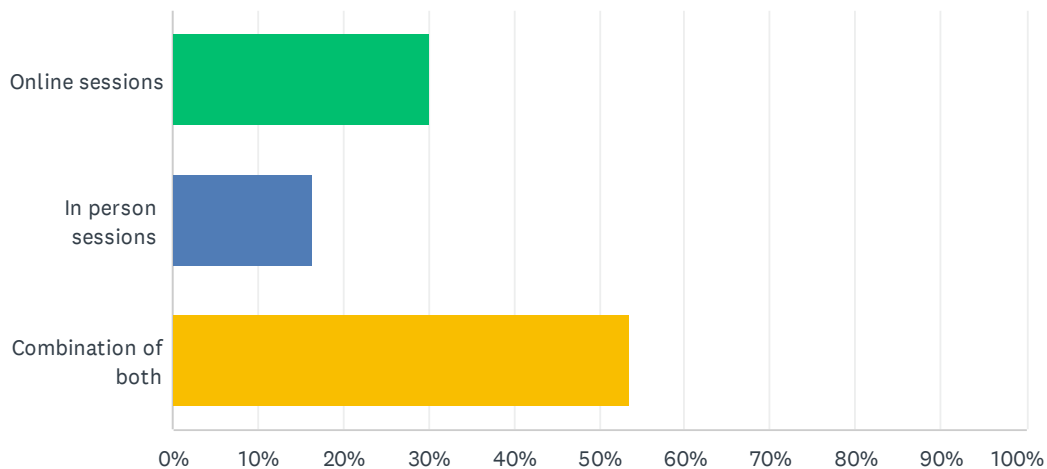
Answered: 213 Skipped: 5



ANSWER CHOICES	RESPONSES	
Mid week normal work hours	38.97%	83
Mid week evenings	54.46%	116
weekends	6.57%	14
TOTAL		213

Q5 Is your current preference for online events or in person sessions. Which would you be most comfortable and confident attending.

Answered: 213 Skipped: 5



ANSWER CHOICES	RESPONSES	
Online sessions	30.05%	64
In person sessions	16.43%	35
Combination of both	53.52%	114
TOTAL		213